

Ενδοσκοπικό Σχολείο 2023-

(Invasive Endoscopy Techniques)

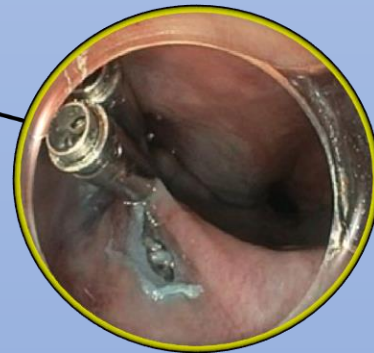
Ελληνικής Γαστρεντερολογικής Εταιρείας



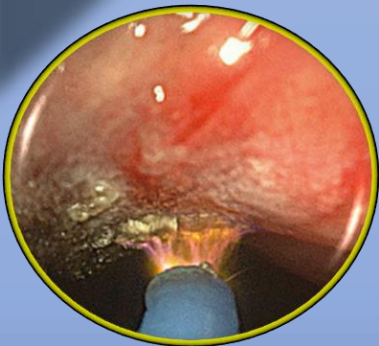
Με τη συνεργασία της Ελληνικής Εταιρείας Ογκολογίας Πεπτικού

6 – 7 Δεκεμβρίου, 2023

Πανεπιστημιακό Νοσοκομείο Αττικών



Αιμόσταση
Clipping
(Live tissue)

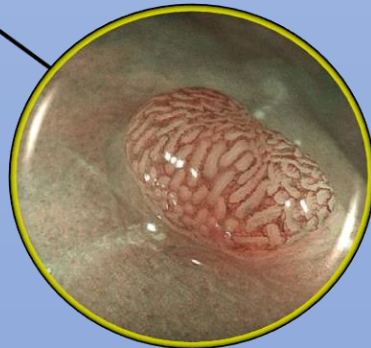


ERCP
(Simulation)

Βασικός Χορηγός



Basic ESD (Live Tissue)



Πολυπεκτομή
EMR
(Live tissue)

Εκπαίδευση σε διαδοχικές ομάδες

ΠΡΟΘΕΣΜΙΑ ΥΠΟΒΟΛΗΣ ΑΙΤΗΣΗΣ

19 Νοεμβρίου, 2023

OLYMPUS

Official Distributor



• Κόστος Εγγραφής 300 €

• Υποβολή Σύντομου Βιογραφικού

EMAIL: endoscopyschool@hsg.gr

HANDS-ON TRAINING 6-7 December 2023

1st Day: Trainees from Greece Invasive Endoscopy Techniques

1st Day Wednesday 6 December 2023 Invasive Endoscopy Techniques

08:15 – 08:30 Welcome and opening addresses

- Dr P. Tassios, President of the Hellenic Society of Gastroenterology.
- Dr Spyridon Michopoulos, President of the Endoscopy School of the Hellenic Society of Gastroenterology
- Dr A. Papalois/ Dr. Th. Thomaidis, Hellenic Society of Gastrointestinal Oncology

09:00 – 13.00 Morning Session – Hands-on training on animal models

Surgical Room 1 **EMR/Polypectomy Animal Model Use**
Instructor: Th. Emmanouel

Surgical Room 2 **Hemostasis/Clipping Animal Model Use**
Instructor: I. Vlachogiannakos

Surgical Room 3 **ESD Basic Animal Model Use**
Instructor: L. Varitimiadis

Surgical Room 4 **ERCP**
Instructor: A. Koutsoumbas

09.00 – 10.00 **Rotation A**

10.00-11.00 **Rotation B**

11.00-12.00 **Rotation C**

12.00-13.00 **Rotation D**

Every rotation last for 60 min (**4 trainees per table / working station**)

13:15– 13:30 Welcome and opening addresses

- Dr P. Tassios, President of the Hellenic Society of Gastroenterology.
- Dr Spyridon Michopoulos, President of the Endoscopy School of the Hellenic Society of Gastroenterology
- Dr A. Papalois/ Dr. Th. Thomaidis, Hellenic Society of Gastrointestinal Oncology

14:00 – 18.00 Afternoon Session – Hands-on training on animal models**Surgical Room 1 EMR/Polypectomy Animal Model Use**

Instructor: S. Michopoulos

Surgical Room 2 Hemostasis/Clipping Animal Model Use

Instructor: G. Anagnostopoulos

Surgical Room 3 ESD Basic Animal Model Use

Instructor: I. Stasinou

Surgical Room 4 ERCP

Instructor: K. Thomopoulos

14.00– 15.00 Rotation A**15.00–16.00 Rotation B****16.00-17.00 Rotation C****17.00-18.00 Rotation D**

Every rotation last for 60 min **(4 trainees per table / working station)**

2nd Day: Trainees from Greece Invasive Endoscopy Techniques

2nd Day Thursday 7 December 2023 Invasive Endoscopy Techniques

09:00 – 13.00 Morning Session – Hands-on training on animal models

Surgical Room 1 EMR/Polypectomy Animal Model Use

Instructor: A. Armonis

Surgical Room 2 Hemostasis/Clipping Animal Model Use

Instructor: S. Georgopoulos

Surgical Room 3 ESD Basic Animal Model Use

Instructor: T. Thomaidis

Surgical Room 4 ERCP

Instructor: I. Papanikolaou

09.00 – 10.00 Rotation A

10.00-11.00 Rotation B

11.00-12.00 Rotation C

12.00-13.00 Rotation D

Every rotation last for 60 min **(4 trainees per table / working station)**

14:00 – 18.00 Afternoon Session – Hands-on training on animal models**Surgical Room 1 EMR/Polypectomy Animal Model Use**

Instructor: P. Apostolopoulos

Surgical Room 2 Hemostasis/Clipping Animal Model Use

Instructor: A. Giannakopoulos

Surgical Room 3 ESD Basic Animal Model Use

Instructor: A. Manolakis

Surgical Room 4 ERCP

Instructor: A. Kapsoritakis

14.00– 15.00 Rotation A**15.00–16.00 Rotation B****16.00-17.00 Rotation C****17.00-18.00 Rotation D**

Every rotation last for 60 min **(4 trainees per table / working station)**